



20-21 Township of Franklin Schools End of Year Student Data

By: Jaime Doldan & Zack Slaven



DATA



End of Year Data 20-21

iReady Reading


iReady Math

DIBELS

Math Interview/Math Reasoning Inventory (MRI)



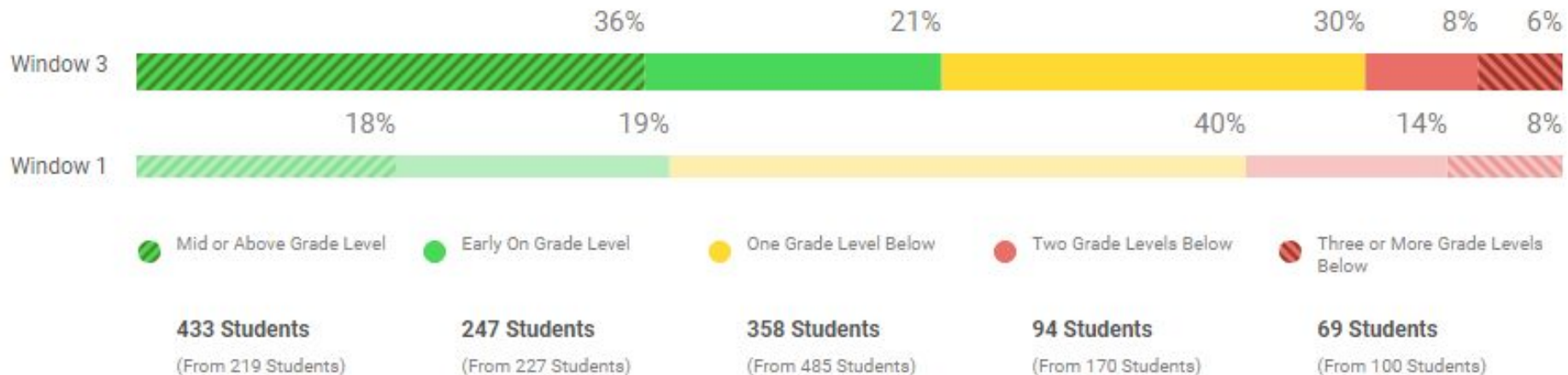
iReady Reading 20 - 21



BOY & EOY 20-21 Overall Reading Gr. K - 6

Overall Placement

Students Assessed/Total: 1,201/1,280



BOY & EOY 20-21 Overall Reading by Grade Level K - 2

Grade		Overall Grade-Level Placement						Students Assessed/Total
Grade K	Window 3		61%	30%	10%	0%	0%	132/143
	Window 1		20%	27%	53%	0%	0%	
Grade 1	Window 3		44%	18%	37%	1%	0%	168/175
	Window 1		20%	11%	65%	4%	0%	
Grade 2	Window 3		45%	20%	32%	3%	0%	185/196
	Window 1		21%	18%	44%	17%	1%	

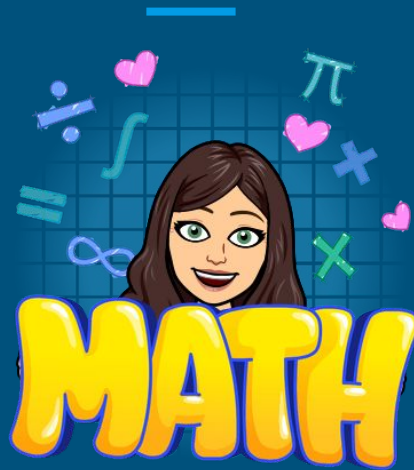


BOY & EOY 20-21 Overall Reading by Grade Level Gr. 3 - 6

Grade		Overall Grade-Level Placement						Students Assessed/Total
Grade 3	Window 3		38%	31%	18%	10%	3%	182/189
	Window 1		19%	32%	26%	19%	5%	
Grade 4	Window 3		28%	15%	43%	6%	8%	182/192
	Window 1		16%	20%	38%	14%	12%	
Grade 5	Window 3		17%	18%	38%	21%	6%	154/171
	Window 1		14%	16%	34%	24%	12%	
Grade 6	Window 3		25%	15%	28%	12%	20%	198/214
	Window 1		17%	11%	28%	19%	26%	



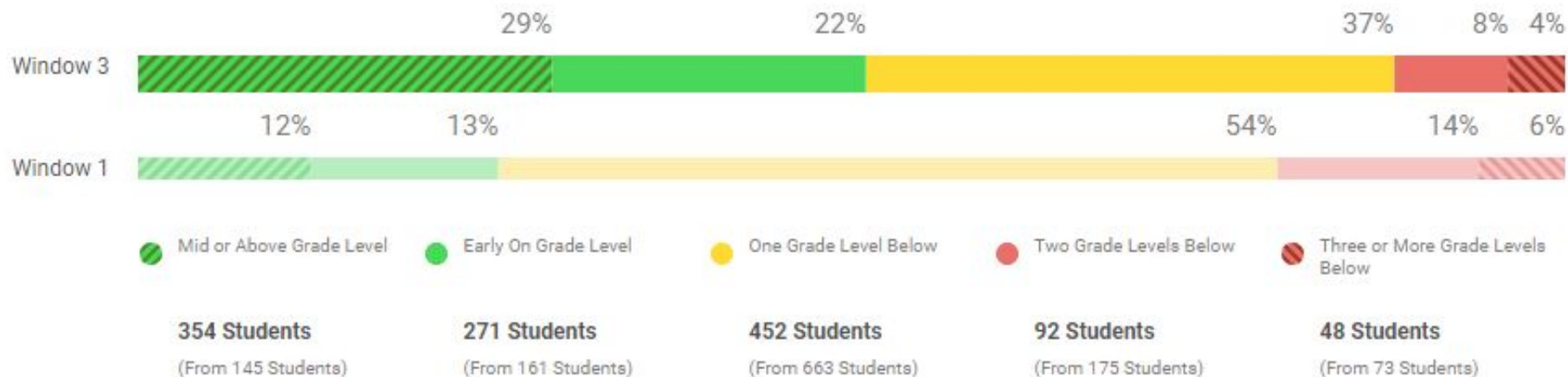
iReady Math 20 - 21



BOY & EOY 20-21 Overall Math

Overall Placement

Students Assessed/Total: 1,217/1,283



BOY & EOY 20-21 Overall by Gr. K - 2

Grade		Overall Grade-Level Placement						Students Assessed/Total
Grade K	Window 3		71%	16%	13%	0%	0%	131/143
	Window 1		27%	9%	63%	0%	0%	
Grade 1	Window 3		40%	14%	43%	2%	0%	168/175
	Window 1		21%	11%	65%	3%	0%	
Grade 2	Window 3		25%	23%	44%	7%	0%	183/196
	Window 1		12%	8%	67%	13%	0%	



BOY & EOY 20-21 Overall Math by Gr. 3 - 6

Grade		Overall Grade-Level Placement						Students Assessed/Total
Grade 3	Window 3		19%	23%	52%	4%	2%	182/191
	Window 1		3%	11%	65%	16%	5%	
Grade 4	Window 3		22%	27%	35%	11%	5%	185/194
	Window 1		8%	15%	48%	23%	8%	
Grade 5	Window 3		12%	26%	42%	12%	8%	163/170
	Window 1		7%	20%	45%	20%	8%	
Grade 6	Window 3		25%	24%	26%	13%	11%	205/214
	Window 1		10%	18%	33%	21%	18%	



DIBELS 20 - 21



Kindergarten DIBELS

Letter Naming Fluency (LNF) BOY, MOY & EOY

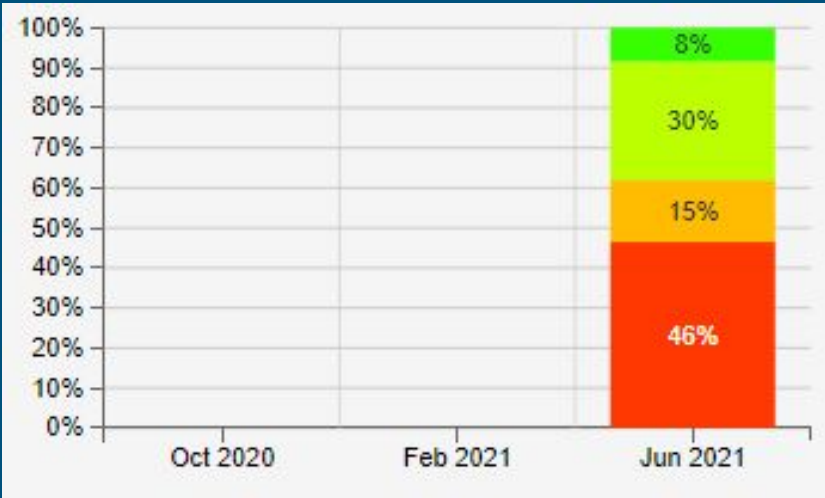


Phoneme Segmentation Fluency (PSF) MOY & EOY

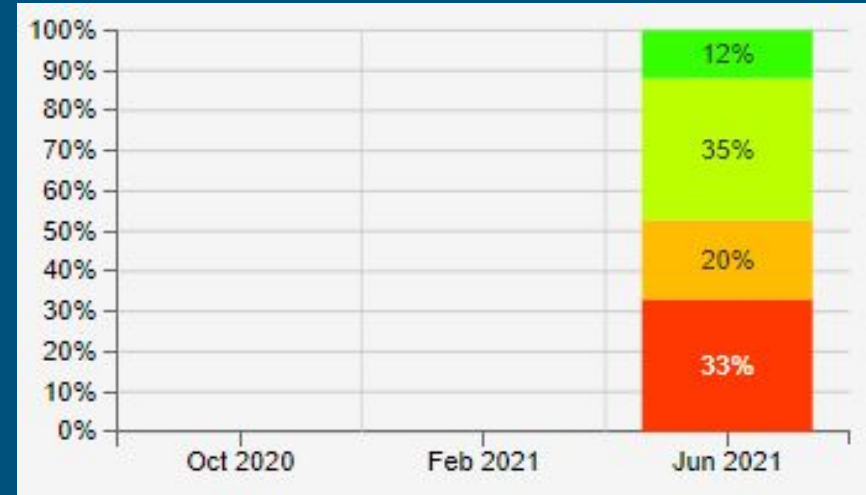


Kindergarten DIBELS

Nonsense Word Fluency - Correct Letter Sounds (NWF-CLS), EOY



Nonsense Word Fluency - Words Read Correctly (NWF-WRC), EOY



First Grade DIBELS

Nonsense Word Fluency - Correct Letter Sounds (NWF-CLS)



Nonsense Word Fluency - Words Read Correctly (NWF-WRC)

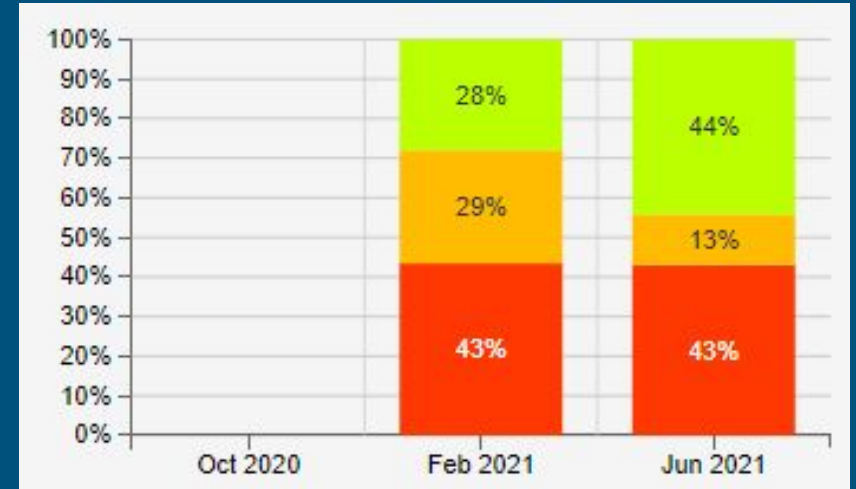


First Grade DIBELS

Oral Reading Fluency - Words Read Correctly (ORF-WRC)



Oral Reading Fluency - Accuracy (ORF-ACC)

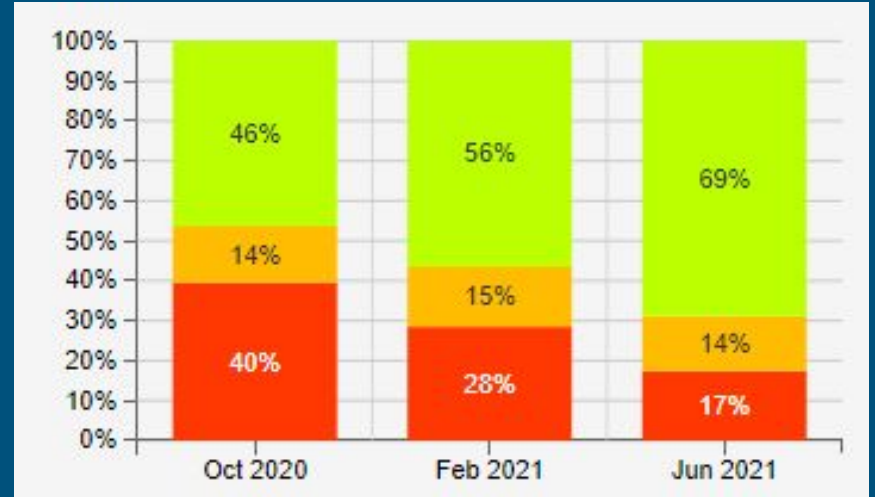


Second Grade DIBELS

Oral Reading Fluency - Words Read Correctly (ORF-WRC)



Oral Reading Fluency - Accuracy (ORF-ACC)

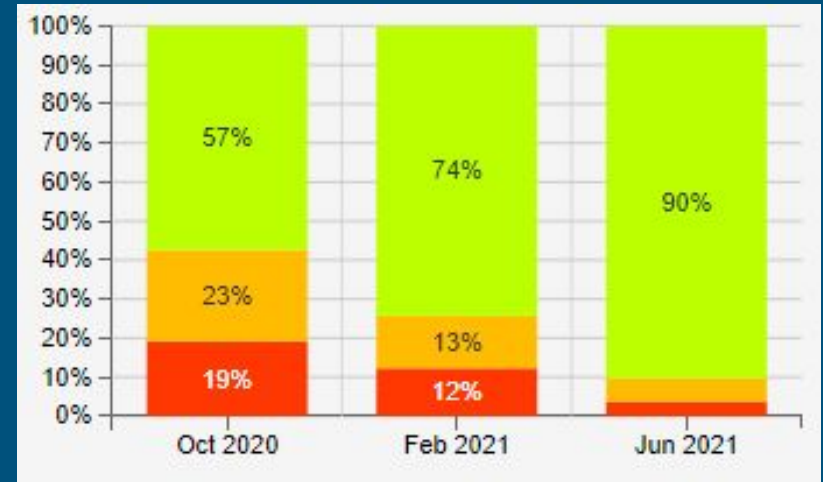


Third Grade DIBELS

Oral Reading Fluency - Words Read Correctly (ORF-WRC)

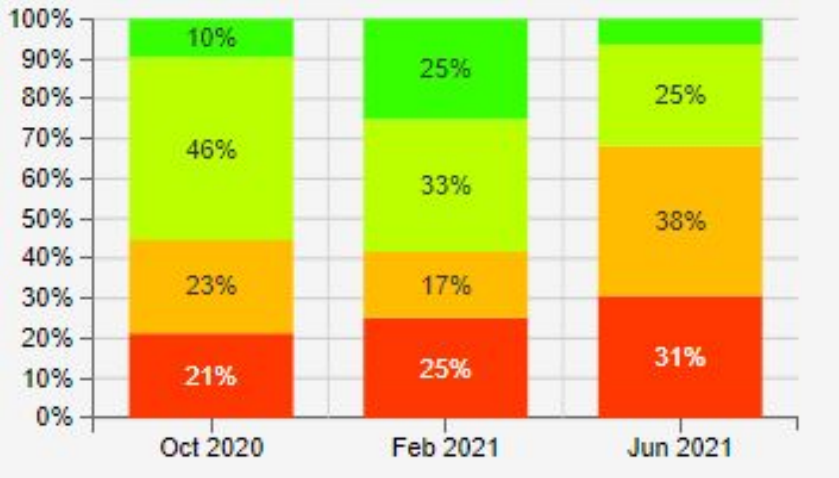


Oral Reading Fluency - Accuracy (ORF-ACC)



Fourth Grade DIBELS

Oral Reading Fluency - Words Read Correctly (ORF-WRC)

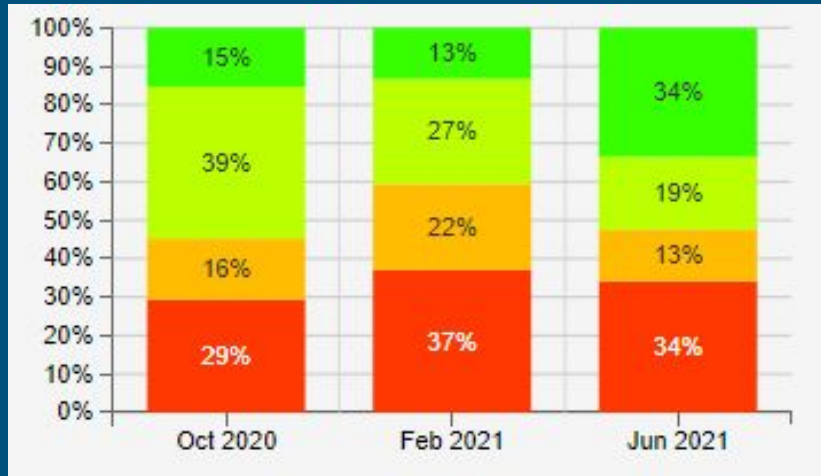


Oral Reading Fluency - Accuracy (ORF-ACC)



Fifth Grade DIBELS

Oral Reading Fluency - Words Read Correctly (ORF-WRC)

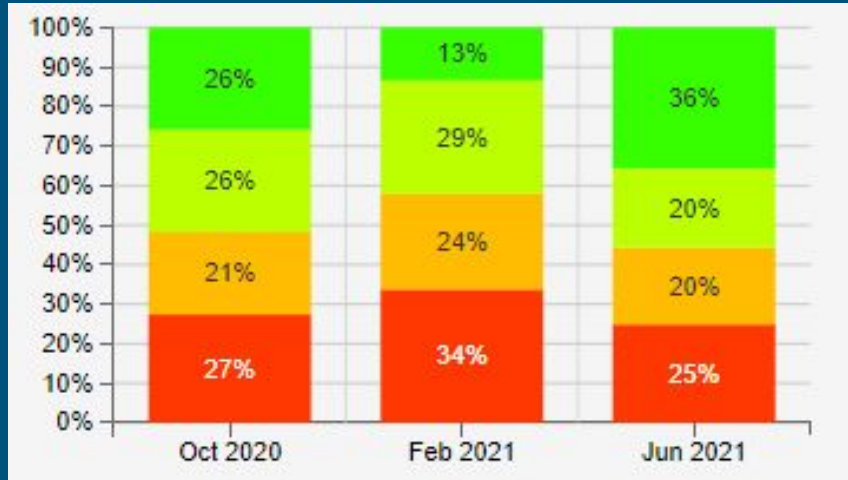


Oral Reading Fluency - Accuracy (ORF-ACC)



Sixth Grade DIBELS


Oral Reading Fluency - Words Read Correctly (ORF-WRC)



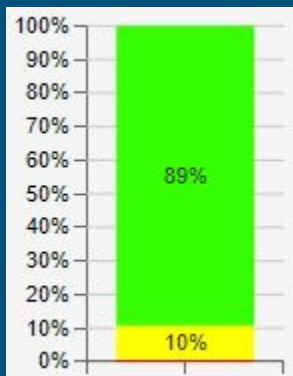
Oral Reading Fluency - Accuracy (ORF-ACC)



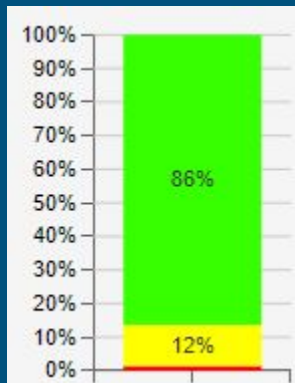
Math Interviews & Reasoning Inventories 20 - 21



Math Interview Kinder Middle Of Year (MOY) vs. End Of Year (EOY) 20 - 21



Composite Score MOY

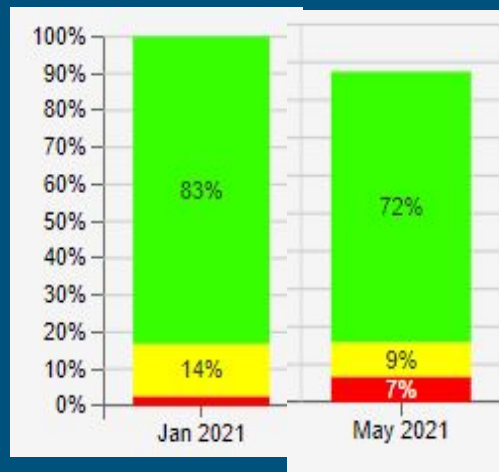


Composite Score EOY

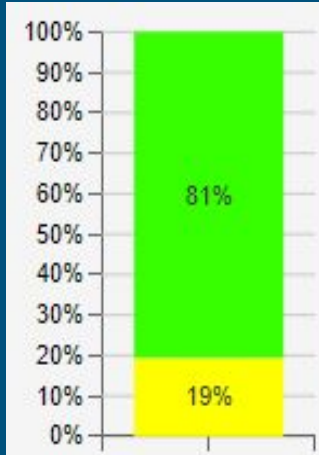


Spatial Reasoning

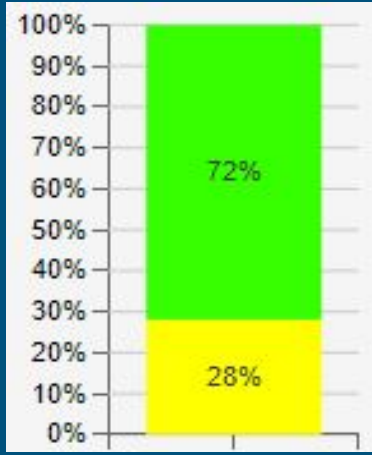
One/Two More/Less



Math Interview Kinder EOY 20 - 21



**Benchmarks
5/10 EOY**



**Part-Part
Whole EOY**

Select score: Benchmarks of 5 & 10 (Level - Benchm... ▼

Show multiple scores

School	On/Above	At-Risk	Emergency
Mary F. Janvier School	81% (112/139)	19% (27/139)	0% (0/139)

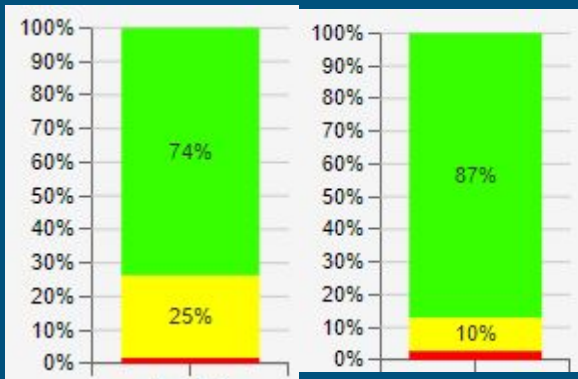
Select score: Part-Part Whole (Level - Part-Part Whole) ▼

Show multiple scores

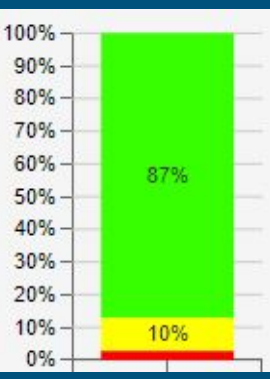
School	On/Above	At-Risk	Emergency
Mary F. Janvier School	72% (100/139)	28% (39/139)	0% (0/139)



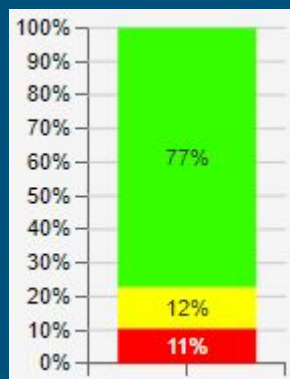
Math Whole Numbers Interview 1st Gr Beginning Of Year vs. End Of Year 20 - 21



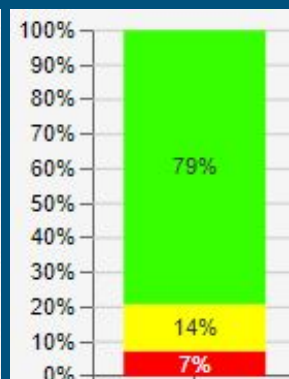
Composite Score BOY



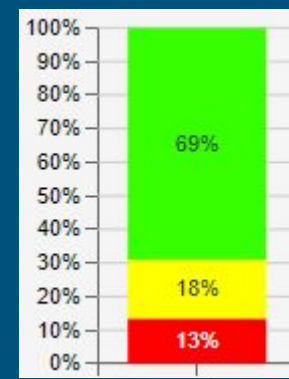
Composite Score EOY



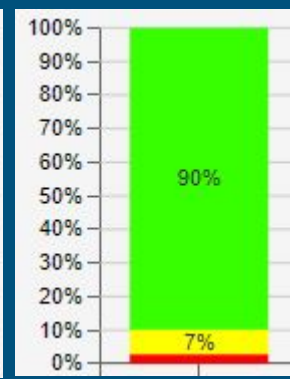
Benchmarks 5/10 BOY



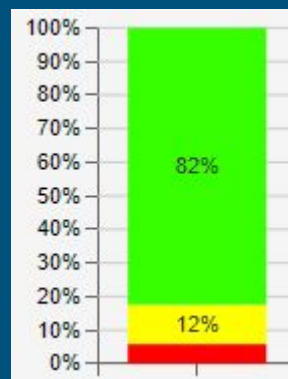
Benchmarks 5/10 EOY



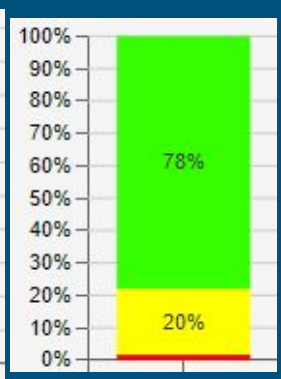
1/2 >, < BOY



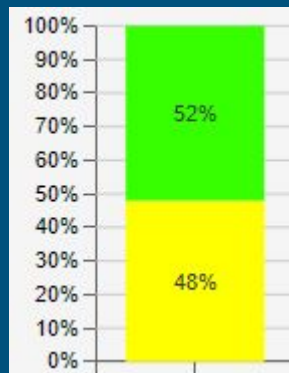
1/2 >, < EOY



Spatial BOY



Spatial EOY



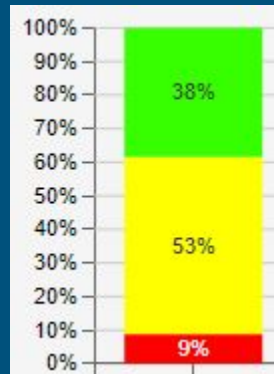
Part-Part Whole BOY



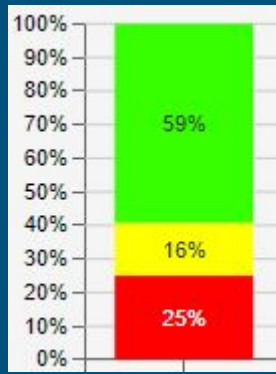
Part-Part Whole EOY



Math Whole Numbers Interview 2nd Gr Beginning Of Year 20 - 21



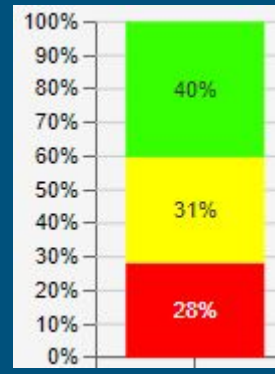
Composite Score



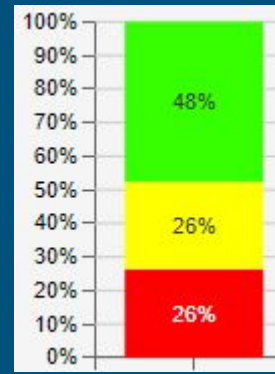
Benchmarks 5/10



1/2 >, <

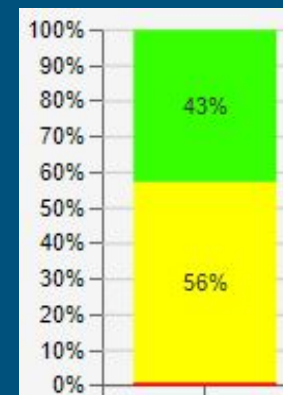
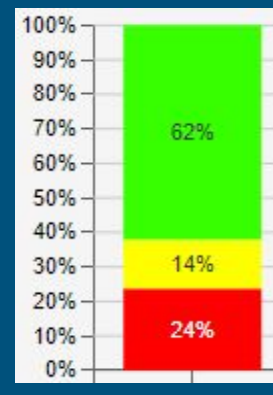
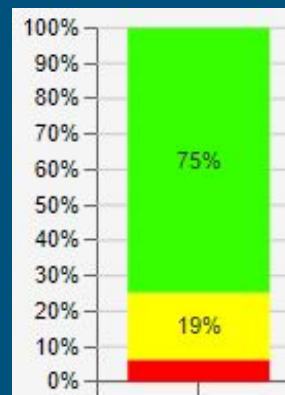
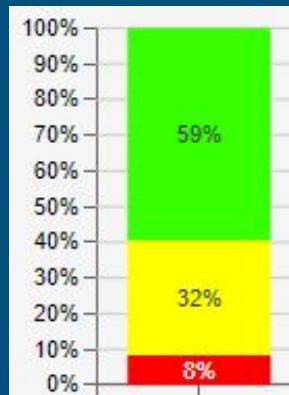


Part-Part Whole



Spatial

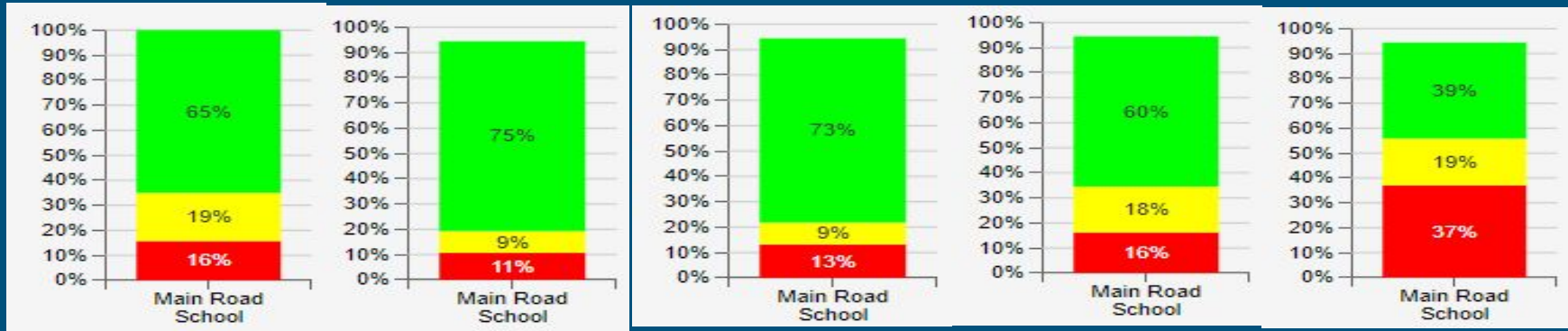
Tests are not comparable as the BOY is whole numbers (WN) & EOY is multi-digit numbers (MD)



Math Multi-Digit Interview 2nd Gr. End Of Year 20 - 21



Math Interview Multi-Digit Numbers 3rd Gr. Beginning of Year 20 - 21



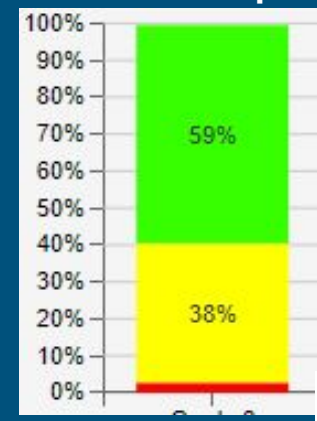
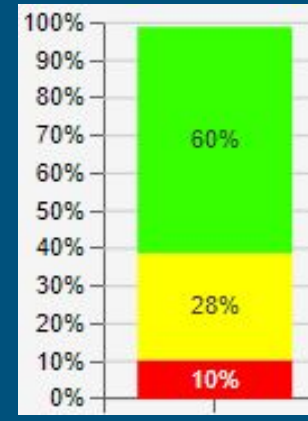
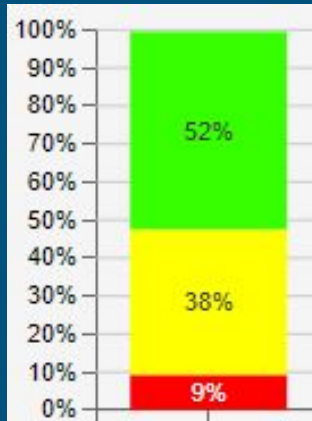
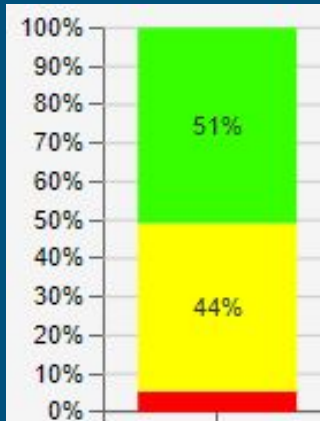
Composite Score

Benchmarks 5 & 10

1/2 More/Less

Part-Part Whole

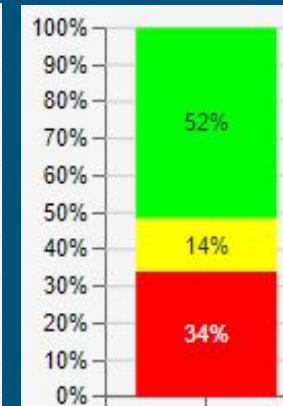
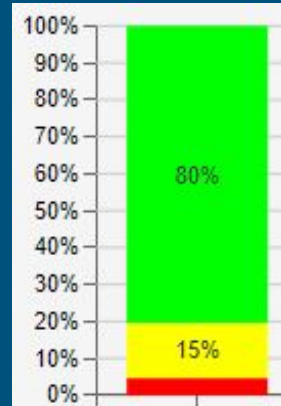
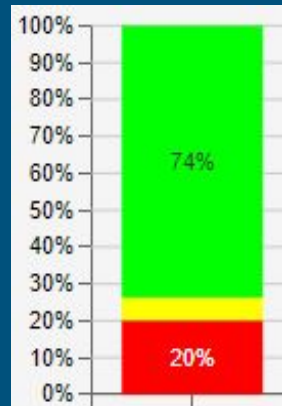
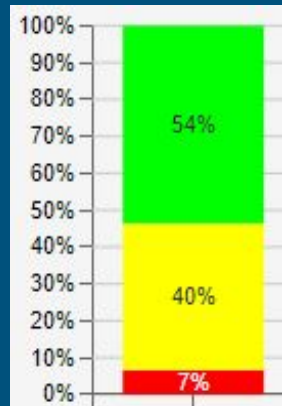
Spatial Relationships



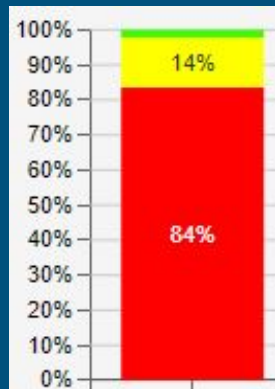
Math Interview Multiplication 3rd Gr. End Of Year 20 - 21



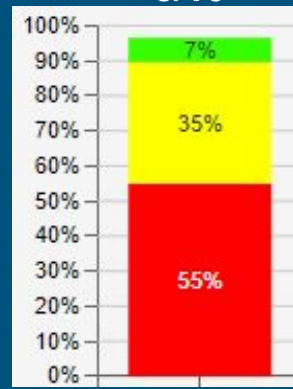
Math Interview Multi-Digit 4th Gr. Beginning Of Year 20 - 21



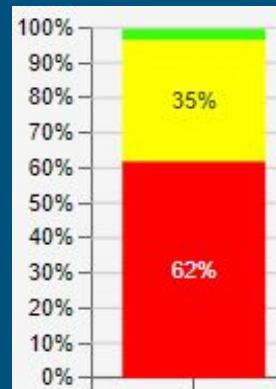
Composite Score



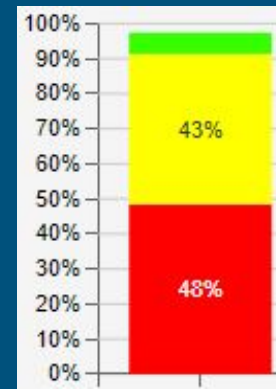
Benchmarks 5/10



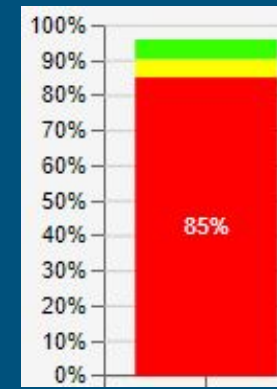
1/2 >, <



Part-Part Whole



Spatial



Math Interview Multiplication 4th Gr. Beginning Of Year 20 - 21

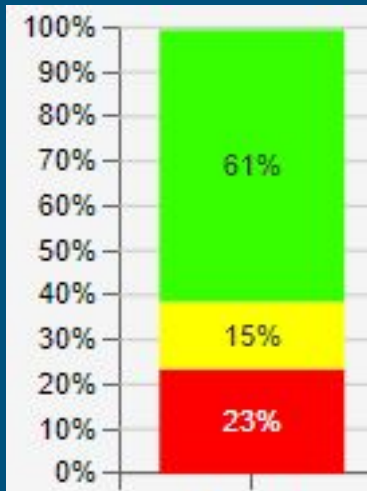


Math Reasoning Inventory, Whole Numbers 4th Gr. End Of Year 20 - 21

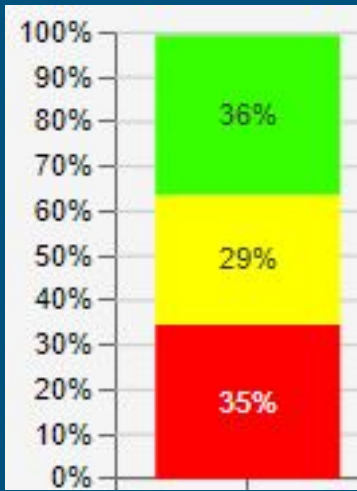
Composite Score



Add/Subtract



Mult/Division

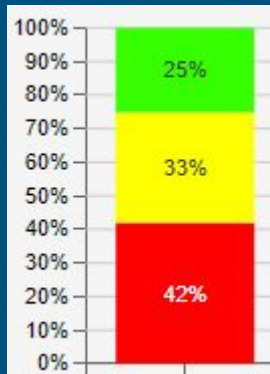


Computation



Tests are not comparable as the BOY is multi-digit numbers & multiplication & EOY is the Math Reasoning Inventory w/ whole numbers

Math Reasoning Inventory, Whole Numbers 5th Gr. Beginning Of Year 20 - 21



Tests are not comparable as the BOY is MRI Whole Numbers & EOY is the Math Reasoning Inventory w/ whole numbers, decimals & fractions

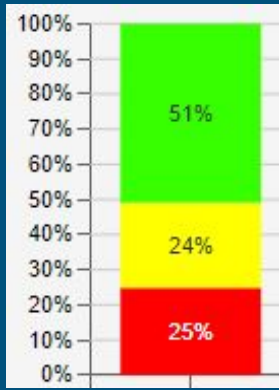
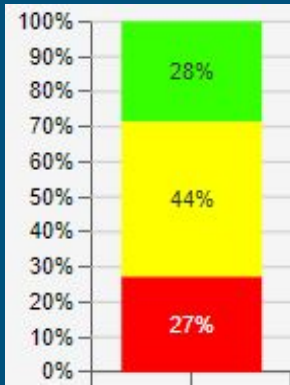
Composite Score

Whole Numbers

Decimals

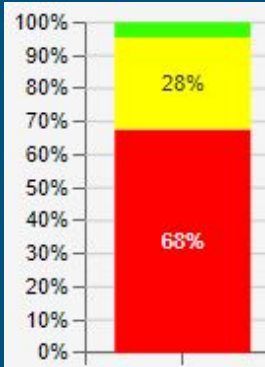
Fractions

Computation



Math Reasoning Inventory, Whole Numbers, Fractions & Decimals 5th Gr. End Of Year 20 - 21

Math Reasoning Inventory, Whole Numbers, Fractions, Decimals 6th Gr. Beginning Of Year 20 - 21



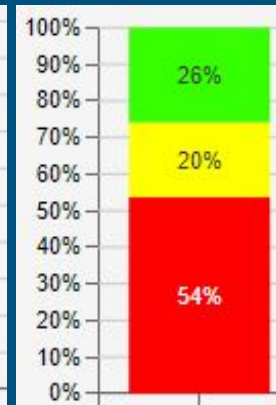
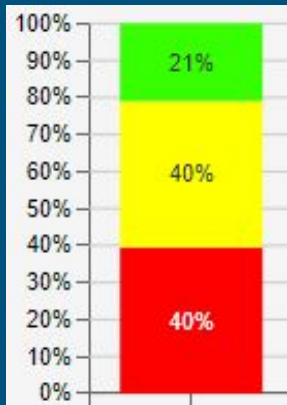
Composite Score

Whole Numbers

Decimals

Fractions

Computation



Math Reasoning Inventory, Whole Numbers, Fractions & Decimals 6th Gr. End Of Year 20 - 21



ARP ESSER Funds 21-24

LOOKING AHEAD



Using ARP ESSER Funds to support our district goals

Increase coaching supports for all staff and students:

- ❖ “New Jersey Tiered System of Support - Early Reading” (NJTSS-ER) grant for ELA
- ❖ “Data Driven Instructional Coaching Model” (DDICM) grant for ELA
- ❖ Formalizing Math tiered system of support
- ❖ Increasing FT BSI Positions
- ❖ 1:1 chromebooks K-2
- ❖ G&T Math and ELA identification and differentiation in the classroom
- ❖ STEAM integration into Computer Literacy classes
- ❖ Special education support
- ❖ Increase articulation with Delsea and Elk

Contracted Services:

- ❖ First Children Services
- ❖ Behavioral Services
- ❖ Professional Development

Social & Emotional Learning supports for both staff and students:

- ❖ Enhance and build Morning Meeting goals and objectives
- ❖ Continue to develop capacity for effective emotional wellbeing check-ins
- ❖ Health and wellness challenges
- ❖ Professional Development
- ❖ Foster positive collegial relationships through social events



any questions?

